

RCSI has subscribed to *Nature Masterclasses*, giving you access to an online course in scientific writing and publishing. Use this guide to get started!

## About the course

The course is taught by editors from the Nature Research journals and covers the entire scientific publishing process – from writing a paper to publication.

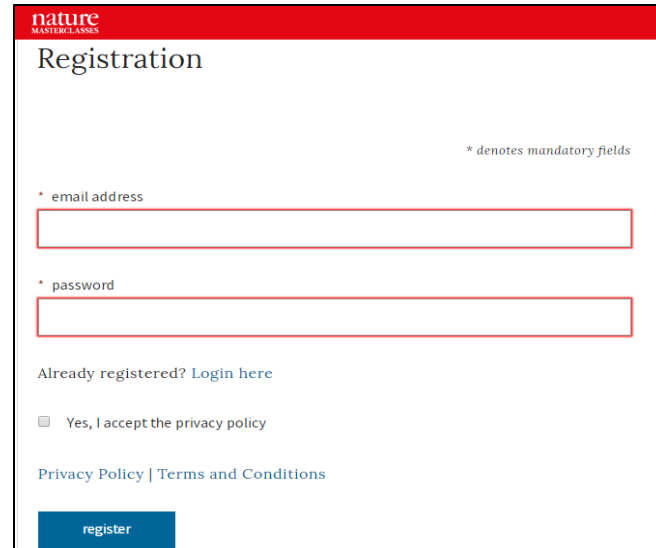
Access is available to all researchers and staff members. Note that the course focuses on publishing within the natural sciences.

## Step 1

Connect to the RCSI internet or wifi, or access it remotely if you're off campus, and register on the *Nature Masterclasses* website:

<https://masterclasses.nature.com/register>

*Nature Masterclasses* will remember your IP range for 6 months, so you can access the website with ANY internet connection for 6 months. After that, you'll be prompted to log in connect to our RCSI internet again.






The screenshot shows the 'Registration' page for Nature Masterclasses. At the top left is the 'nature MASTERCLASSES' logo. The title 'Registration' is centered. A note '\* denotes mandatory fields' is in the top right. There are two input fields: '\* email address' and '\* password'. Below the password field is a link 'Already registered? Login here'. A checkbox labeled 'Yes, I accept the privacy policy' is present. At the bottom are links for 'Privacy Policy | Terms and Conditions' and a blue 'register' button.

## Step 2

After clicking 'register', **please check your inbox for an email** to confirm your registration. The email sender is 'onlineservice@springernature.com'. **You now have access!**

## Step 3

You can access the online Scientific Writing and Publishing course [here](#). 15 modules will take you through the publishing process, from writing your paper to publication. The icons:  video,  activity and  text will help you identify the content type.